


ST. PATRICK'S DAY  
MATH PACK  
FOR PRESCHOOLERS




*home with savi*

# MATH NUMBER DAB IT

Find the answer to the math problem in the pot of gold and dab it!

If you don't have the do-a-dot markers, you can color in the circles when you find the right answers.



2


5

1

3

2

1



1

6

7

4

5

3

4

1

2

1

6

1

8

3

2


5

7

4

9

2



4

5

6

2

3

3


2

9

3

8

5



4

1

7

3

5

7

5

6

3

6

9

2

1

3

7


4

2

5

8

3



9

1

3

6

1

1


3

4

6

9

2



5

7

3

8

4

1

4

6

1

2

9

8

5

2

7


4

8

5

7

3



9

1

4

6

9

8


4

1

7

9

3



5

2

6

8

5

1

4

8

2

4

9

5

2

1

5


4

8

6

7

3



9

5

4

1

9

1


3

5

7

9

8



6

4

2

1

5

9

2

6

8

3

7

4

1

5

3


6

9

6

2

3



1

5

7

6

9

# SHAMROCK NUMBER LINE

Place the shamrocks in order from 1 to 10.

Are you learning to count by 10s?

Then place the shamrocks in order from 10 to 100.

We recommend printing these number shamrocks on green stock paper.





